








# Jefferies Health of the Hedge Fund Industry Dashboard

INDUSTRY ASSETS	# OF HEDGE FUNDS	ASSET FLOWS	RATIO OF LIQUIDATIONS TO TOTAL # OF FUNDS	NEW AND EMERGING FUNDS	PERFORMANCE ESTIMATES	BAROMETER OF OPEN MANDATES
						
Near all time highs	Persistent	Largest Quarterly Asset Outflows since 1Q20	Remains near decade lows	Launch delays expected in 2H22 given headwinds	HF's outperform broader markets YTD	Diversified asset classes and privates
~\$4 Trillion	~9,200 <i>(Including FoHF's)</i>	-\$27 Billion <i>(2Q22)</i>	~6%	~200 launches in 1Q22	Macro-focused funds were top performers	Focus on specialists and uncorrelated strategies